

Fund data

ISIN

AT0000779749

Investor type

Retail

Type of yield

Distribution

Launch date

07/12/1999

Financial year

01.12.-30.11.

Fund currency

EUR

Fund volume

27,945,166.11

Redemption price

53.57

Operating costs in the last financial year of the fund

Management fees and other administrative or operating costs 1,64%

Transaction costs

0,35%

Management fees and other administrative and operating costs are estimations based on last year's costs. Transaction costs are estimation of the costs that incur when the fund manager buys or sells the investments for the fund. The actual amount will vary depending on how often the fund manager buys and sells.

Fund concept

This equity fund invests in the largest companies of Western Europe and aims at a balanced weighting among countries and industries. The securities are selected on the basis of quantitative models. On the basis of relevant key figures, such as P/E ratio, price/book value and price/profit growth, the least expensive shares are identified out of a total of 500. The second step analyses the momentum, i.e. the relative price increase, on the basis of the "Ned Davis Research Price Momentum". The third selection criteria is the profit forecast by the world's best analysts pursuant to the customized "StarMineIndicator".

Performance - 5 years: 48.09% total (05/14/2019-05/14/2024)



Performance by month and calendar year

	JAN	FEB	MAR	APR	MAY	JUN	JUL	AUG	SEP	OCT	NOV	DEC	Year
2019	8.41%	2.92%	0.62%	3.26%	-3.93%	2.55%	0.49%	-2.25%	3.33%	2.92%	2.08%	2.67%	25.04%
2020	0.37%	-5.93%	-21.04%	12.35%	3.48%	2.57%	1.49%	3.56%	-0.74%	-4.30%	11.82%	1.35%	0.58%
2021	0.10%	2.77%	4.45%	1.51%	1.11%	2.23%	3.26%	1.97%	-3.80%	4.63%	-1.41%	5.30%	24.05%
2022	-5.05%	-3.78%	1.20%	-4.55%	1.18%	-9.52%	4.79%	-2.60%	-9.17%	7.30%	5.46%	-1.92%	-16.88%
2023	5.59%	2.24%	-2.74%	1.40%	0.13%	-0.58%	4.59%	-1.90%	-1.58%	-4.31%	7.17%	4.64%	14.85%
2024	1.76%	0.30%	4.91%	0.10%									10.46%

Key figures

	1Y	3Y	5Y	10j	since launch
Performance p.a.	18.61%	6.50%	8.16%	5.58%	3.18%
Volatility	10.61%	15.09%	18.06%	17.04%	18.56%
Sharpe ratio*	1.37	0.30	0.39	0.29	0.09
Best month	7.17%	7.30%	12.35%	12.35%	15.37%
Worst month	-4.31%	-9.52%	-21.04%	-21.04%	-21.04%
Max. temporary loss	-8.00%	-26.17%	-37.94%	-37.94%	-58.33%

*The Sharpe ratio compares the additional return and risk of an investment with a safe (risk-free) money market investment, taking into account the volatility of the respective portfolio.

Past performance is not a reliable indicator of future performance and returns of the fund. The performance is calculated in accordance with the OeKB method and already takes into account management fees, any performance-related fee and other costs charged within the fund. Individual costs such as the subscription fee, redemption fee or taxes such as withholding tax are not included in the performance calculation. The specific, individual amounts of these are not known and, if taken into account, would have a correspondingly negative impact on performance. If an purchase fee of 3% is charged, this reduces the performance in the year of purchase by EUR 300 for every EUR 10,000 invested. Note for investors with a home currency other than the fund currency: We would like to point out that the return may rise or fall as a result of currency fluctuations.

Contact

Kathrein Privatbank
Aktiengesellschaft
Wipplingerstrasse 25
1010 Wien

Private Banking

+43 1 53451 300


international-banking@kathrein.at

www.kathrein.at

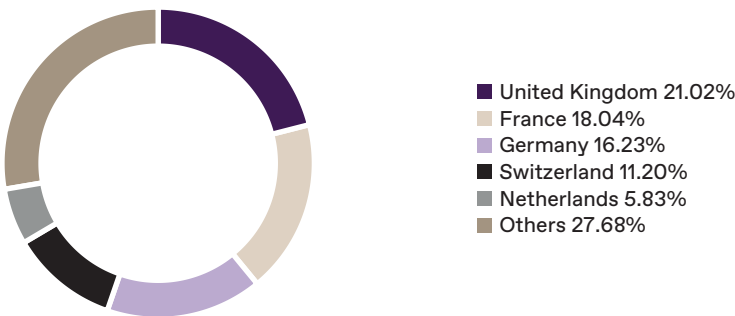
Kathrein European Equity

as of 14.5.2024

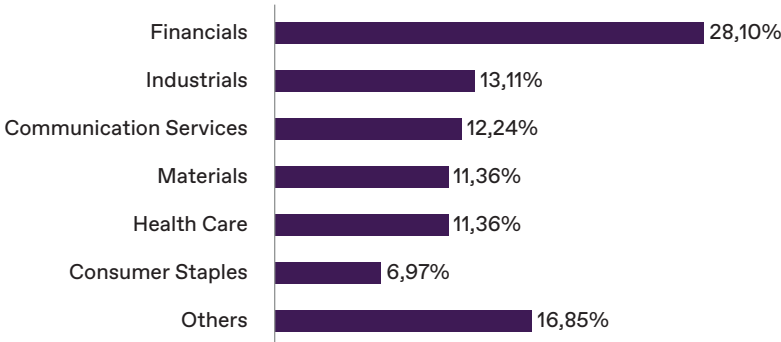
Top Holdings



Countries



Branches



Source: Custodian bank (Raiffeisen Bank International AG), Cyberfinancials Datenkommunikation GmbH

Fund notice

The fund currency of the fund is EUR. The management company may enter into transactions with derivatives for Kathrein European Equity as part of the investment strategy. This may at least temporarily increase the risk of loss in relation to assets held in the fund. Derivative instruments that are not used for hedging purposes may be acquired. In this context, investments may also be made predominantly (in relation to the associated risk) in derivatives, whereby the risk amount for market risk (relative VaR) defined for all fund investments at twice the total risk of the reference portfolio must be complied with. Due to the composition of the fund or the management techniques used, the fund exhibits increased volatility, i.e. the unit values are exposed to large upward and downward fluctuations even within short periods of time, and capital losses cannot be ruled out.

Information

This document is a marketing information and not an offer or recommendation to buy or sell any financial instrument and does not constitute a legal sales document.

When investing in securities, price fluctuations due to market changes are possible at any time.

The published current prospectus or the information for investors pursuant to § 21 AIFMG as well as the key information document of the fund are available on request at Kathrein Privatbank in paper form, as well as at www.kathrein.at under "Investment solutions / Our funds" in German.

Also the link to the summary of investor rights can be found there. The management company may cancel the distribution of fund shares outside the fund's country of domicile, which is Austria.

Despite careful research and recording, no liability or guarantee can be assumed for the accuracy of the data. The information is valid at the time of last updating.

© Kathrein Privatbank Aktiengesellschaft